






Gender

Male		6	66.67%
Female		3	33.33%
Total		9	100.00%

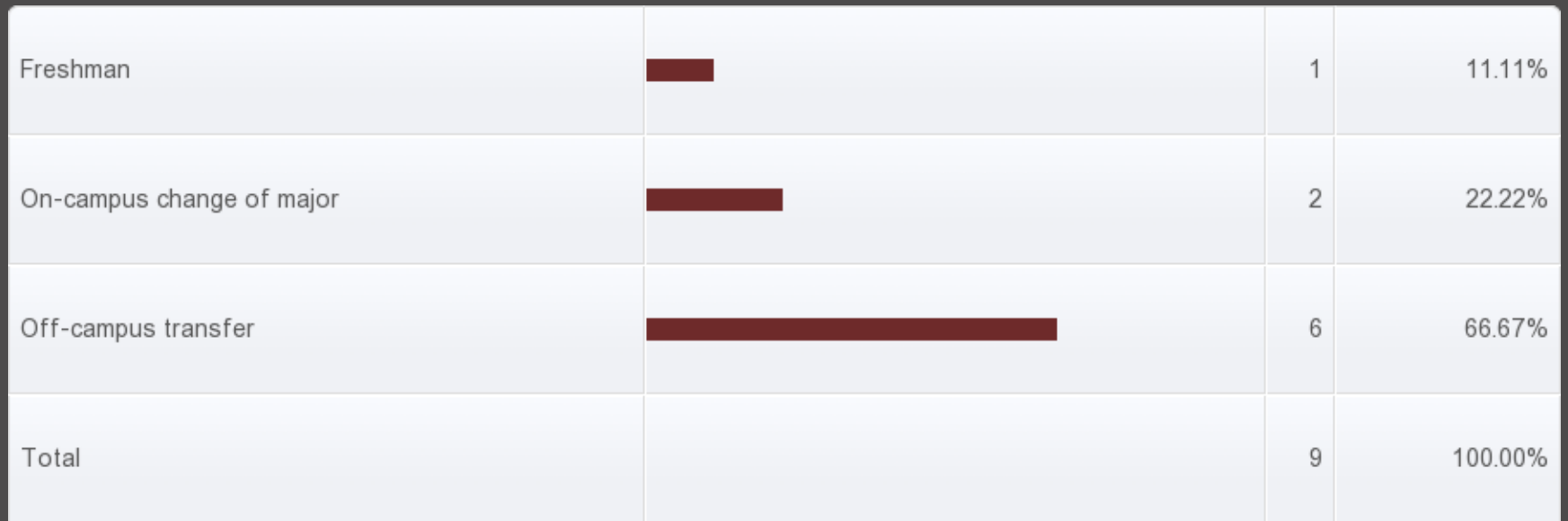
Major (and option if AGEC)

AGBU		5	55.56%
AGEC - FMS		0	0.00%
AGEC - FRE		2	22.22%
AGEC - PEA		2	22.22%
AGEC - RUE		0	0.00%
Total		9	100.00%

Did you earn a certificate (s)?

Yes		0	0.00%
No		9	100.00%
Total		9	100.00%

How did you enter into the Department of Agricultural Economics?



A horizontal bar chart with four rows. The first row is 'Freshman' with a bar of length 1, representing 11.11%. The second row is 'On-campus change of major' with a bar of length 2, representing 22.22%. The third row is 'Off-campus transfer' with a bar of length 6, representing 66.67%. The fourth row is 'Total' with a bar of length 9, representing 100.00%. The bars are dark red.

Freshman	1	11.11%
On-campus change of major	2	22.22%
Off-campus transfer	6	66.67%
Total	9	100.00%

Position Title

Program planner assoc.

Financial Advisor




Inside Sales

Bookkeeping/ Secretary

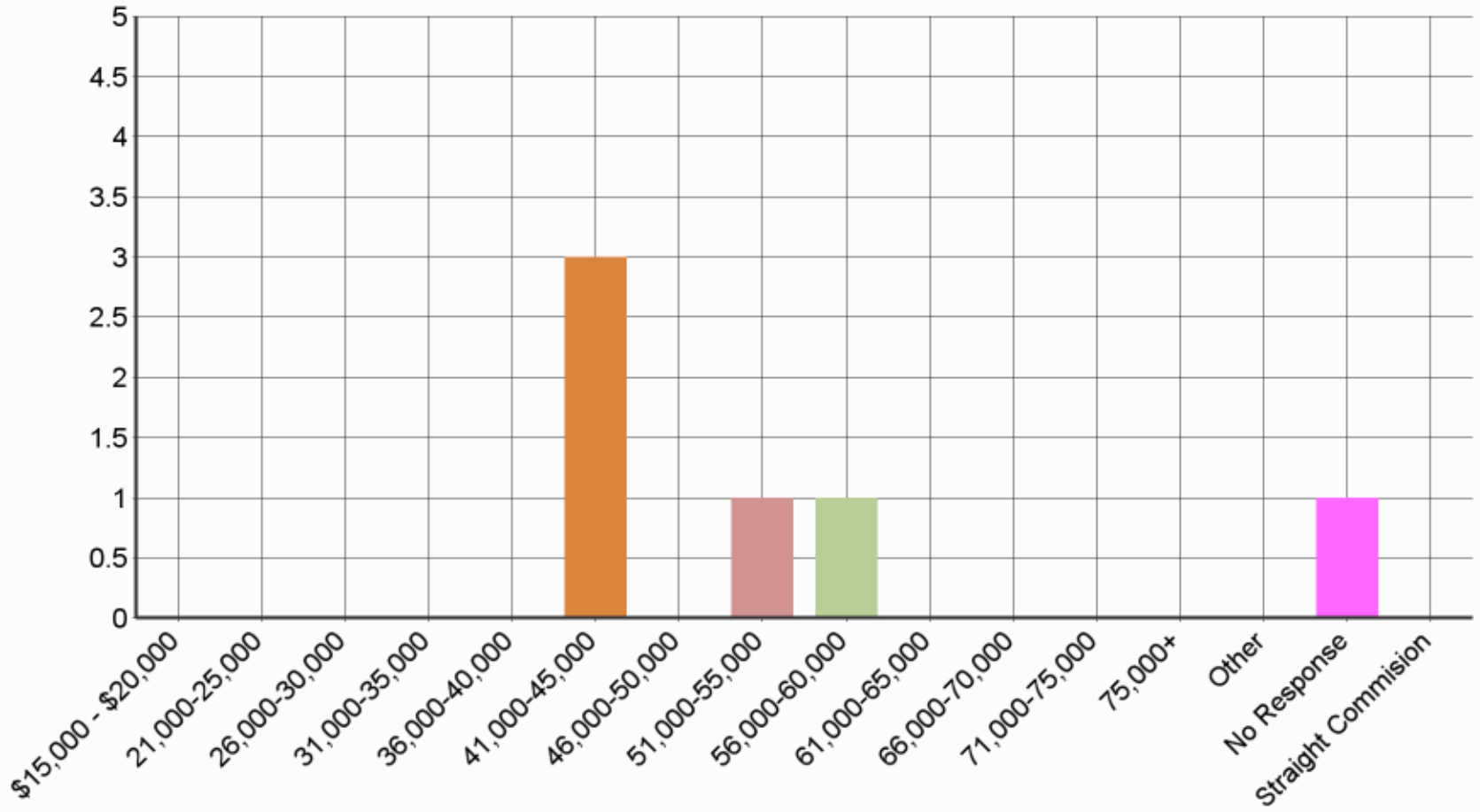
Financial Planner

Project Manager

Type of job:

Ag Producer		0	0.00%
Analyst		0	0.00%
Banking/Finance		0	0.00%
Construction Industry		2	33.33%
Consultant		0	0.00%
Management		0	0.00%
Marketing		0	0.00%
Public Service		1	16.67%
Real Estate/Appraiser		0	0.00%
Sales		2	33.33%
Other		1	16.67%
Oil and Gas Industry		0	0.00%
Total		6	100.00%



Salary Range:





Did you participate in a Study Abroad Program?

Yes		0	0.00%
No		9	100.00%
Total		9	100.00%





Did you participate in an internship program? (please answer yes even if you did not receive university credit for the internship)

Yes		1	11.11%
No		8	88.89%
Total		9	100.00%

Were you involved in any clubs in the Department of AGEC?

Yes		4	44.44%
No		5	55.56%
Total		9	100.00%



Which Departmental Clubs did you participate in?

NAMA - National Agri-Marketing Association		2	66.67%
Agriculture Society		1	33.33%
FIRE - The Society of Finance, Insurance & Real Estate		1	33.33%
Aggie Aces		0	0.00%
Aggie Reps		1	33.33%
Total		5	100.00%



Did you hold an officer position or leadership role in any of the above clubs?

Yes	A horizontal bar chart with a dark red bar representing 1 response, which is 25.00% of the total. The bar is positioned to the right of the 'Yes' label.	1	25.00%
No	A horizontal bar chart with a dark red bar representing 3 responses, which is 75.00% of the total. The bar is positioned to the right of the 'No' label.	3	75.00%
Total		4	100.00%

Were you involved in any clubs or organizations at the college or University level?



Yes		6	66.67%
No		3	33.33%
Total		9	100.00%

Did you participate in any professional organizations, undergraduate research projects, or attend any professional meetings?


Yes		5	55.56%
No		4	44.44%
Total		9	100.00%

Ethnicity:

Are you Hispanic or Latino? (a person of Cuban, Mexican, Puerto Rican, South or Central American, or other Spanish culture or origin, regardless of ethnicity)

Yes		2	22.22%
No		7	77.78%
Total		9	100.00%

Please select the ethnic category or categories with which you most closely identify. Check as many as apply.

White		8	88.89%
Black or African American		0	0.00%
Hispanic		2	22.22%
Asian		0	0.00%
American Indian or Alaska Native		0	0.00%
Native Hawaiian or other Pacific Islander		0	0.00%
Other		0	0.00%
Total		10	100.00%

Please comment on your overall educational experiences at Texas A&M and the Department of Agricultural Economics - please include areas you feel were important and those that might be improved.

I loved my experience at TAMU. The traditions tied me to my college in a way that I've already seen the impact in the work place from other Aggies.

Loved every second of my time at Texas A&M. The students and faculty are truly the best of the best.

My overall experiences at Texas A&M were outstanding and I could not have picked a better department to be apart of! The Department of Agricultural Economics is outstanding and I am really glad to have been apart of it.

It was amazing! I loved my experience at A&M

Had a blast, but looking forward to the future.

I feel so grateful to have had the opportunity to study under the departments professors. All of my classes was by far, the most beneficial experience I had as an undergrad.

I loved my experience at texas A&M and wouldn't trade it. Thanks for a great education and a good 4 years!